



Division of Criminal
Justice Services

Andrew M. Cuomo
Governor

Michael C. Green
Executive Deputy Commissioner

www.criminaljustice.ny.gov

Missing Persons Clearinghouse 2020 Annual Report



New York State Missing Persons Clearinghouse 2020 Annual Report

The New York State Missing Persons Clearinghouse is located within the New York State Division of Criminal Justice Services (DCJS).

The Clearinghouse operates in accordance with New York State Executive Law Sections 837, 837-e, 837-f, 837-f-1 and 838; New York State Codes, Rules and Regulations Part 6055; and New York State Education Law Sections 355, 6206, 6303 and 6450.

This report is submitted as required by Section 837-f-12 of the New York State Executive Law.

On the Cover

Fifth-grader Milani Rodriguez created the winning image, which features a little girl with pigtails, holding a stuffed animal and looking out a window at teardrop-shaped rain falling on a gray landscape and an empty road. Hearts and broken hearts dot the letters “i” in messages reading, “Bring Our Missing Children Home!” and “I miss you. Please come home!”

Milani, who attends [P.S. 176](#) in Brooklyn, described her artwork, saying that it “shows a girl looking out the window on a rainy day, longing for her sibling to return.”

Ten-year-old Milani’s drawing was entered into the [National Missing Children’s Day Poster Contest](#), an annual competition sponsored by the U.S. Department of Justice (DOJ).

The judges also selected second- and third-place winners: Persephone Chan, from [P.S. 130](#) in Manhattan, and Isobel Salaff, from [P.S. 130](#) in Manhattan.

New York and other states coordinate their own contests, and the state winners compete against each other in the national contest, helping to raise awareness about missing children cases across the country. The Missing Persons Clearinghouse coordinates [New York’s competition](#). National Missing Children’s Day has been observed on May 25 since 1983.

Contents

Overview of 2020 Activities	1
NamUs (National Missing and Unidentified Persons System).....	1
Alert Activations.....	1
Other Activities	1
Data Overview	2
Missing Children	2
Missing Vulnerable Adults	3
Clearinghouse Services	4
Investigative Support.....	4
Training and Community Events	5
Alert Programs	6
Alert and Non-Alert Distribution Mechanisms.....	7
New York State Missing and Exploited Children Clearinghouse Fund.....	8
Missing Person Clearinghouse Activity and Data	9
Alert Requests and Activations	9
Annual Reporting Volume for Missing Children: 2011–2020	10
2020 Characteristics of Cases Entered for Missing Children.....	11
2020 Characteristics of Cases Closed for Missing Children	12
2020 Days between Case Entry and Cancellation for Missing Children	13
2020 Reporting Volume by County for Missing Children	14
2020 Reporting Volume by County for Missing Vulnerable Adults.....	16
2020 Days between Case Entry and Cancellation for Missing Vulnerable Adult Cases.....	18
2020 Missing Child Alert Activation Details.....	19
2020 Missing Vulnerable Adult Alert Activation Details.....	20

Overview of 2020 Activities

NamUs (National Missing and Unidentified Persons System)

In partnership with the state Office of Information Technology Services, the Clearinghouse created an automated system to transmit missing person data to NamUs, a national information clearinghouse and resource center for missing, unidentified and unclaimed person cases. NamUs is a free online

system that can be searched by medical examiners, coroners, law enforcement officials and the general public from all over the country to assist with solving these cases. As required under New York State Executive Law § 837-e and § 837-f-2, DCJS must transmit data within 30 days after entry of a report of a missing child or adult into the register when circumstances indicate that the missing person may be at immediate risk of death or injury or may be a match to a record maintained in the NamUs unidentified person database.



Alert Activations

The Clearinghouse administers three alert programs, which are activated at the request of police agencies when a child, college student or vulnerable adult goes missing and certain criteria are met (see page 6 for more details).

Clearinghouse staff activated 141 alerts: 23 missing child alerts, one alert for a missing college student and 117 alerts for 118 vulnerable adults. (Two adults were the subject of one alert.) All of the children and the college student who were the subjects of a missing person alert were found safe and returned home. Of the 118 vulnerable adults who were the subjects of an alert, 114 were safe and returned home, and four were located deceased.

Other Activities

The Clearinghouse assisted the U.S. Department of State with 16 missing children cases involving international custody disputes covered by the Hague Convention of the Civil Aspects of International Child Abduction. Three cases were successfully resolved; 13 remained open at the end of 2020.

Data Overview

Missing Children

- The number of children reported missing in New York State decreased 17.1 percent in 2020, for a total of 11,307. The decrease was the result of fewer cases reported by law enforcement in both New York City (-17.2%) and Non-New York City (-17.0%).
- The number of children reported by police as runaways (10,672) accounted for 94.4 percent of disappearances among children under 18 years old.
- There were zero stranger abductions reported in 2020, compared to one reported in 2019.
- There were three acquaintance abductions in 2020, compared to five reported in 2019.
- There were 38 familial abduction cases in 2020, compared to 32 in 2019, and 19 reports of children abducted by a non-custodial parent in 2020, compared to 12 in 2019.
- A total of 11,438 cases involving missing children from 2020 and prior years were closed in 2020 with 1,490 remaining active at the end of the year.
- In 62.4 percent of cases closed during 2020, the child voluntarily returned home. Law enforcement assisted with the return of children in 31.7 percent of cases.
- All New York State counties except Hamilton and Lewis reported at least one missing child.
- NYC reported a decrease in the number of new cases.
- Thirty-four counties outside of New York City reported decreases in the number of new cases, while 23 other counties outside of New York City reported the same volume or higher.
- Reports of missing children were concentrated in the state's largest urban areas. Excluding New York City, Monroe County reported the highest volume of cases at 1,038; Westchester 993; Suffolk, 790; Albany, 637; and Erie, 605.
- The statewide missing child rate was 2.8 missing children cases per 1,000 children in 2020. Albany and Schenectady counties had the highest rates of cases reported in the state: 11.4 per 1,000 children and 7.9 per 1,000 children, respectively.
- Ninety-three percent of children reported missing were 13 years old or older, 59.8 percent were female, and 54.9 percent were non-white. The largest single group of missing children cases involved Black females, ages 13 and older (29.2% of all cases reported).
- The median number of days between the reporting and cancellation of a case on the Register was five days, the same as in 2019.

Missing Vulnerable Adults

- A total of 6,540 adults were reported missing in New York State in 2020; 1,821 (27.8%) were reported as vulnerable adults. The number of missing vulnerable adults increased 1.1 percent compared to 2019 (1,802).
- The largest number of missing vulnerable adult cases (188) were reported in September, and the fewest (120) were reported in April.
- The vast majority of missing vulnerable adults (57.0%) were reported outside of New York City. A total of 1,038 cases were reported in the 57 counties outside of New York City, compared to 783 in New York City.
- Excluding New York City, Nassau County had the highest number of missing vulnerable adult cases reported (195) followed by Westchester County (110), Oneida County (73), Monroe County (65) and Orange County (56).
- More vulnerable adults between the ages of 70 and 79 were reported missing than any other age category (17.7%; 322 of 1,821), similar to 2019, when vulnerable adults between the ages of 70 and 79 were also reported missing more than any other age category (19.5%; 351 of 1,802).
- Men accounted for 63.4 percent of missing vulnerable adults, and 53.9 percent of missing vulnerable adults were white.
- A total of 1,801 cases involving missing vulnerable adults from 2020 and prior years were closed during 2020, with 205 cases remaining active at the end of the year.
- The median number of days between a missing vulnerable adult report and closure, in 2020, was three days.

Clearinghouse Services

The Clearinghouse maintains a statewide electronic central registry of missing persons that is compatible with the National Crime Information Center (NCIC) registry for missing persons. Clearinghouse staff also provide investigative support and training to law enforcement, as well as assistance to left-behind family members.

In addition to their work to support law enforcement agencies in New York State, Clearinghouse staff members assist law enforcement agencies and clearinghouses in other states, the National Center for Missing & Exploited Children (NCMEC), not-for-profit organizations and the U.S. Department of State.

As noted earlier, the Clearinghouse administers three alert programs that quickly disseminate information to law enforcement, the public and other entities when children under the age of 18, college students, or vulnerable adults with cognitive impairments, are reported missing and are at a credible risk of harm.

The Clearinghouse can be reached 24 hours a day, 365 days a year at: 800-346-3543 or missingpersons@dcjs.ny.gov.

Investigative Support

Law enforcement agencies submit information to the Clearinghouse's database through a secure, online portal.

- As required by law, Clearinghouse staff use this data to flag birth and educational records of missing children, which results in notification to school and vital records administrators that a child from their school was reported missing. If someone then requests a flagged school or birth record, that information is transmitted to the Clearinghouse and can provide a lead to the missing child's location.
- The Clearinghouse notifies the appropriate law enforcement agency whenever it receives leads about a missing person's case. Staff also develop leads by conducting searches through informational databases and social networking sites.
- The Clearinghouse assists with entering missing and unidentified person information into state and federal databases used for law enforcement investigations. This includes assisting law enforcement agencies and medical examiners with coding and entering dental records and other anatomical information on missing persons.
- Clearinghouse staff prepare and distribute posters of missing children, missing college students and missing vulnerable adults to the public and private sector through the state's NY-ALERT system and Lost Child Alert Technology Resource (LOCATER).
 - These tools are utilized by the Clearinghouse to allow for rapid electronic dissemination of photographs, biographical information and case details. Information can be sent electronically to every law enforcement agency, New York State Thruway service areas/toll booths, as well as bus, train and airport terminals. A public subscription service is used to notify individuals across the state about these cases within minutes.

- The Clearinghouse publicizes missing child, college student and vulnerable adult photographs and biographical information on the DCJS and NCMEC websites, provided that a family member or guardian grants permission. NCMEC only publicizes missing children cases.
- Clearinghouse staff provide case management advice to investigating law enforcement agencies, including assessment of case details and assistance with obtaining urgent services, such as help from other state clearinghouses or NCMEC's Team Adam program for missing children. Team Adam is administered by the NCMEC and provides rapid, on-site assistance to law enforcement agencies and families in serious cases. Team Adam consultants are retired law enforcement professionals with years of investigative experience at the federal, state and local levels.
- The Clearinghouse collaborates with NCMEC and other state clearinghouses, participating in a network that can directly provide nationwide and international assistance to law enforcement agencies and family members.
- The Clearinghouse assists the U.S. Department of State to locate and return internationally abducted children to their country of origin, in accordance with the Hague Treaty on the Civil Aspects of International Abduction.
- Clearinghouse staff develop and distribute investigative guides and presentation material, including the DCJS Guidelines for Missing and Unidentified Person Investigations; Missing Person Data Collection Guide; Unidentified Person Data Collection Guide; and NCMEC Missing and Abducted Children: A Law Enforcement Guide to Case Investigation and Program Management. Publications and training videos are available to law enforcement officers via a secure, online portal and through training programs for law enforcement officers.

Training and Community Events

Presentation/Training Programs	Number of Courses/ Presentations	Number of Attendees
Investigative (Law Enforcement) Training	10	229
Persons Completing Training Online (Law Enforcement)	1	11
Community Events/Presentations	30	4,717
TOTAL	41	4,957

Alert Programs

New York State utilizes four alert programs, and the Clearinghouse administers these programs, with the exception of Amber Alerts.

Alerts are designed to ensure the most rapid and widespread dissemination of information about missing children under the age of 21, missing college students of any age, and missing vulnerable adults with Alzheimer's disease, dementia or other cognitive impairment.

Alerts are issued at the request of law enforcement when certain criteria are met.



AMBER Alerts are activated for abducted children younger than 18 who are believed to be at risk for serious bodily harm or death. They are administered by the New York State Police. For more information: www.amber.ny.gov.



Missing Child Alerts are activated when a child younger than 21 is missing and believed to be in danger due to special circumstances, such as a cognitive impairment or medical condition, that place them at serious risk of harm or death.



Missing College Student Alerts are activated when a college student of any age is missing and is deemed to be at credible risk of harm or death.



Missing Vulnerable Adult Alerts are activated when an individual, who is 18 or older and has a cognitive disorder, brain injury or mental disability, is reported missing and is at credible risk of harm. This includes individuals with autism, dementia, or Alzheimer's disease.

Within minutes of an alert activation, information about the person is distributed to police agencies, the media, New York State Thruway Authority signs and plazas, New York State Department of Transportation highway signs, airports, bus terminals, train stations, hospitals and other locations. Details are displayed on highway signs for up to eight hours.

Information is also shared via Facebook (www.facebook.com/nyspublicsafety), Twitter (@NYSPublicSafety) and online (www.criminaljustice.ny.gov/). NYAlert subscribers are notified immediately. Visit alert.ny.gov or call (888) 697-6972 to subscribe.

Alerts can remain active for up to 72 hours. If the individual remains missing after three days, case details are posted to www.criminaljustice.ny.gov/missing.

Alert and Non-Alert Distribution Mechanisms

Method of Distribution	AMBER Alert	Missing Child, College Student, Vulnerable Adult Alert	Missing Child, College Student, Vulnerable Adult Non-Alert
NYS AMBER Alert Website	X		
Wireless Emergency Activation (WEA)	X		
NYS Lottery Terminal Message Boards in Stores	X		
NYS DMV In-Office Electronic Displays	X		
Variable Message Signs: Thruway and Highways	X	X	
License Plate Readers	X	X	
NY-ALERT Public Subscriber List	X	X	
NYS Thruway Service Area Televisions	X	X	
Media Outlets – Radio/Television	X	X	
NYC Taxi and Limousine Commission vehicles: For Activations in the New York City Metropolitan Area only.	X	X	
NYS AMBER Alert Partner Agencies	X	X	
NYS DCJS Website	X	X	X
National Center for Missing & Exploited Children (NCMEC) Website (Children Only)	X	X	X
Greyhound/Trailways/Other Bus Terminals	X	X	X
AMTRAK Stations	X	X	X
Airports/Transportation Security Administration	X	X	X
NYS/County Probation Agencies	X	X	X
Hospitals/Clinics	X	X	X
Homeless Shelters	X	X	X
Police Agencies: Local, State and Federal	X	X	X
Canadian Law Enforcement Authorities	X	X	X
NYS/NYC Department of Health/School Records Flagged (Children Only)	X	X	X

New York State Missing and Exploited Children Clearinghouse Fund

DCJS administers the New York State Missing and Exploited Children Clearinghouse Fund, which supports staff who help provide direct assistance to parents, law enforcement officials and others in connection with missing children cases and abductions. Contributions also fund statewide dissemination of information and educational materials, as well as advanced law enforcement training on missing, abducted and exploited children.

A summary financial plan and projections of these funds is as follows:

Missing and Exploited Children Clearinghouse Fund Summary Financial Plan			
	2020–21	2021–22	2022–23
Revenue Received	\$132,201	\$114,300	\$98,900
Interest Earned	\$540.87	\$500	\$400
Disbursements	\$6,556	\$150,000	\$125,000

* *Estimated revenue*

Note: Disbursements in FY 2021–22 and 2022–23 are higher than estimated revenue received because any funds not spent in a given fiscal year are disbursed in subsequent years.

New Yorkers may donate to the Missing and Exploited Children Clearinghouse Fund when filing their state income tax returns or by sending donations directly to the Missing Persons Clearinghouse. All donations are tax deductible.

Visit the New York State Department of Taxation and Finance website at www.tax.ny.gov or www.criminaljustice.ny.gov/missing for more information.

Missing Person Clearinghouse Activity and Data

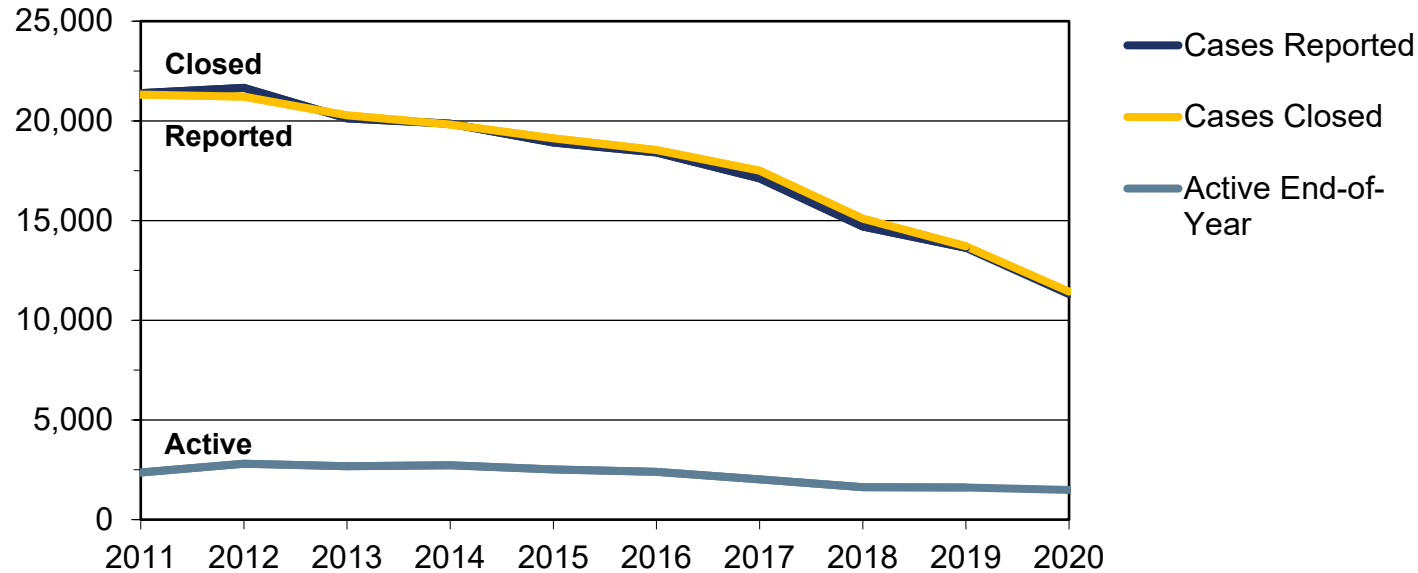
Alert Requests and Activations

	2019	2020
Cases Referred to the Clearinghouse	1,415	1,462
Cases Publicized	374	477
Cases Closed	1,332	1,383
Cases Removed from Publication	419	468
Hotline Calls Received After Hours	1,122	1,127
Birth/School Records Flagged	2,669	2,130
Birth/School Records Flag Removed	2,368	2,385

Alert Requests and Activations				
	AMBER Alert	Missing Child Alert	Missing College Student Alert	Missing Vulnerable Adult Alert
Year	Activation	Activation	Activation	Activation
2003	3	0	0	–
2004	6	6	0	–
2005	5	3	1	–
2006	3	5	0	–
2007	2	7	0	–
2008	4	5	0	–
2009	3	5	0	–
2010	2	1	0	–
2011	7	3	0	4
2012	7	5	0	24
2013	4	7	0	36
2014	10	5	0	75
2015	11	10	2	101
2016	5	20	0	101
2017	7	10	1	116
2018	9	15	1	114
2019	4	28	0	113
2020	6	23	1	117
TOTAL	98	158	6	801

Note: The Missing Vulnerable Adult Alert Program began on 10/23/2011.

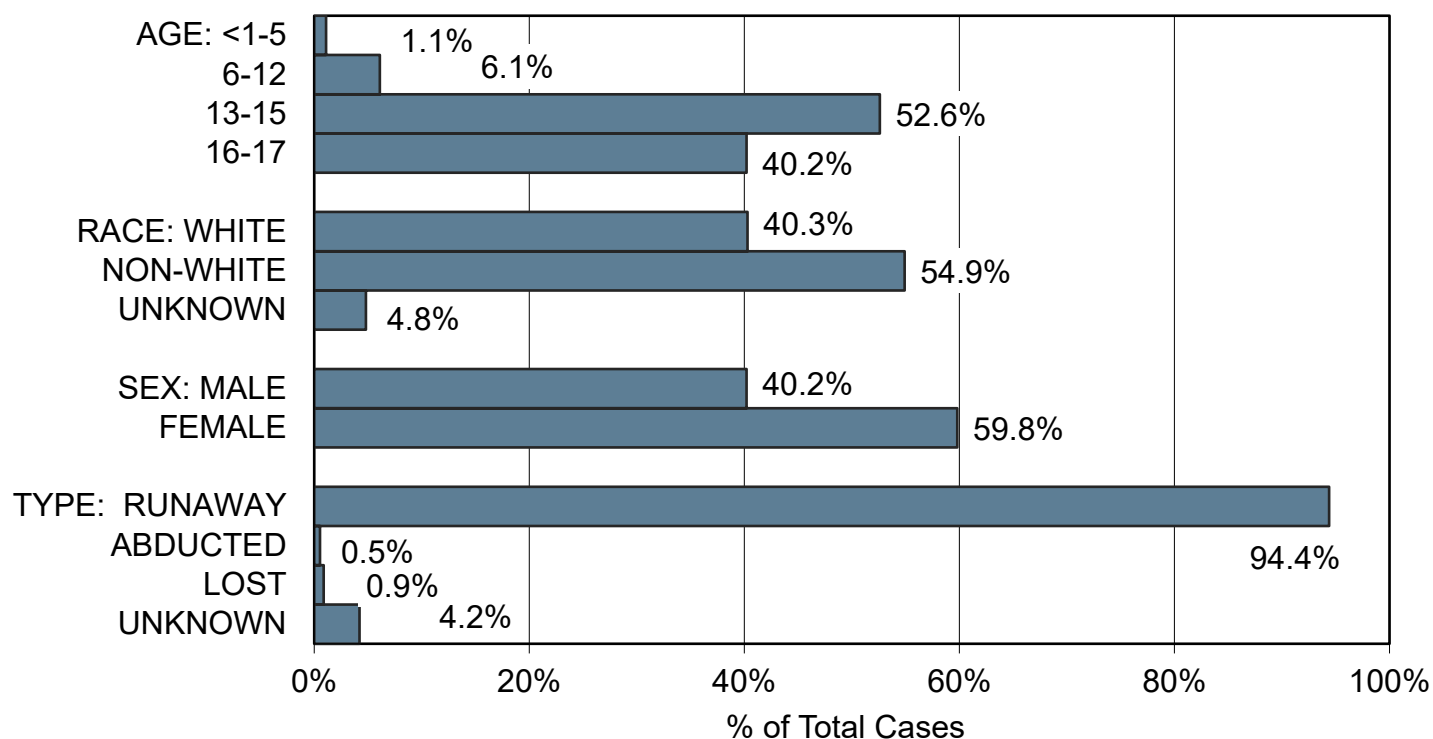
Annual Reporting Volume for Missing Children: 2011–2020



	2011	2012	2013	2014	2015	2016	2017	2018	2019	2020
NEW YORK STATE										
Cases Reported	21,390	21,656	20,124	19,860	18,916	18,417	17,114	14,697	13,632	11,307
Cases Closed	21,319	21,215	20,278	19,816	19,119	18,539	17,500	15,094	13,709	11,438
Active End-of-Year	2,366	2,804	2,680	2,724	2,521	2,401	2,017	1,625	1,614	1,490
NEW YORK CITY										
Cases Reported	7,545	8,101	8,003	7,975	7,022	6,551	5,870	5,315	4,611	3,817
Cases Closed	7,576	7,785	8,012	7,955	7,167	6,559	6,150	5,494	4,699	3,864
Active End-of-Year	866	1,174	1,175	1,195	1,050	1,043	763	585	544	503
NON-NEW YORK										
Cases Reported	13,845	13,555	12,121	11,885	11,894	11,866	11,244	9,382	9,021	7,490
Cases Closed	13,743	13,430	12,266	11,861	11,952	11,980	11,350	9,600	9,010	7,574
Active End-of-Year	1,500	1,630	1,505	1,529	1,471	1,358	1,254	1,040	1,070	987

Note: Active End-of-Year includes reports from previous years.

2020 Characteristics of Cases Entered for Missing Children

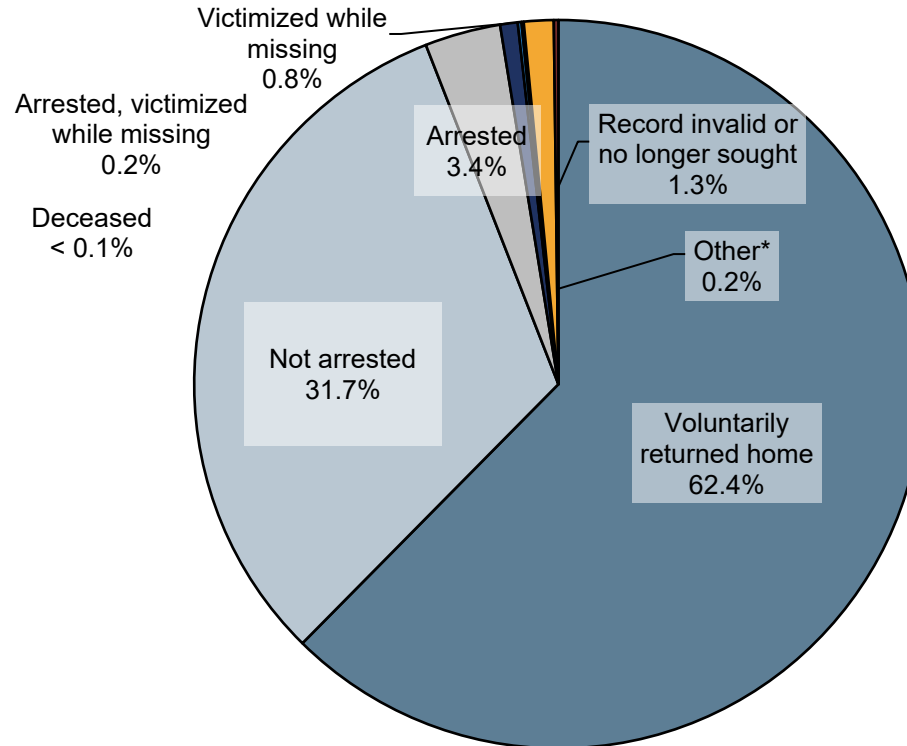


	TOTAL	AGE WHEN REPORTED MISSING				GENDER		RACE				
		< 1-5	6-12	13-15	16-17	Male	Female	White	Black	Asian	Indian	Unk.
Runaway	10,672	48	617	5,686	4,321	4,254	6,418	4,244	5,633	220	51	524
Familial Abduction	38	22	11	4	1	19	19	15	21	1	0	1
Abducted by Non-Cust. Parent	19	10	8	1	0	11	8	9	8	1	0	1
Acquaintance Abduction	3	2	0	1	0	2	1	1	2	0	0	0
Stranger Abduction	0	0	0	0	0	0	0	0	0	0	0	0
Lost	99	5	11	49	34	55	44	39	48	5	0	7
Unknown	476	41	39	206	190	210	266	246	202	10	3	15
TOTAL	11,307	128	686	5,947	4,546	4,551	6,756	4,554	5,914	237	54	548

Note: Abducted by Non-Custodial Parent is a new category that was instituted in June 2014. Prior to that date, that missing child circumstance was entered under the Familial Abduction category.

2020 Characteristics of Cases Closed for Missing Children

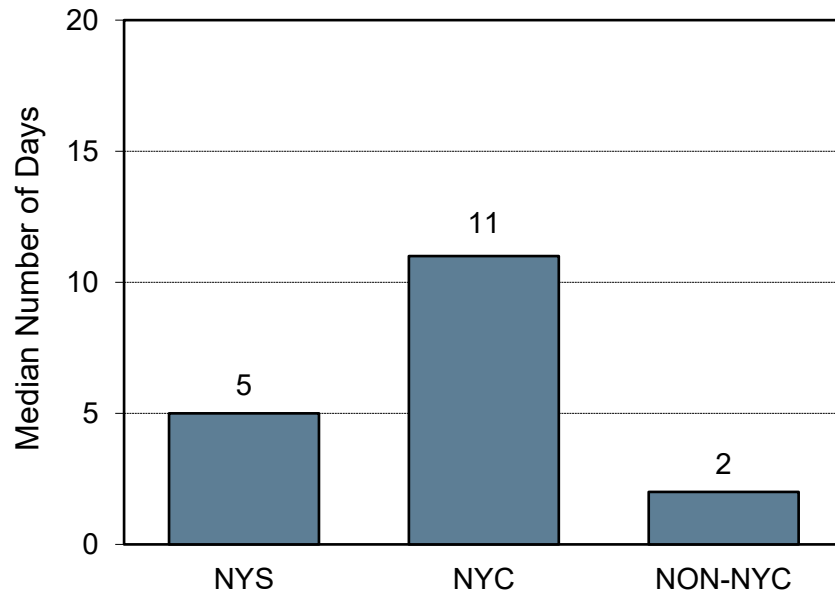
Circumstances of Recovery	TOTAL	AGE WHEN FOUND					GENDER		RACE				
		< 1-5	6-12	13-15	16-17	18+	Male	Female	White	Black	Asian	Indian	Unk.
Voluntarily returned home	7,138	16	364	3,639	2,999	120	2,900	4,238	2,605	3,968	162	34	369
Recovered, not arrested	3,622	45	249	1,918	1,271	139	1,361	2,261	1,682	1,707	73	21	139
Recovered, arrested	385	0	6	176	193	10	209	176	154	201	9	0	21
Recovered, victimized while missing	89	6	9	40	33	1	34	55	34	46	1	0	8
Recovered, arrested, victimized while missing	19	1	1	9	8	0	7	12	10	8	0	0	1
Recovered, deceased	11	0	0	2	5	4	9	2	8	3	0	0	0
Record entered in error or invalid	151	7	8	53	70	13	62	89	76	68	1	1	5
Other*	23	0	1	1	5	16	11	12	9	12	0	1	1
TOTAL	11,438	75	638	5,838	4,584	303	4,593	6,845	4,578	6,013	246	57	544



Note*: "Other" is an authorized reporting category that can mean the reporting law enforcement agency either did not know the circumstances associated with the recovery of the child or did not use one of the more specific categories, for reasons that are not known.

2020 Days between Case Entry and Cancellation for Missing Children

Median Days to Cancellation for Cases Closed During 2020



DAYS BETWEEN CASE ENTRY AND CANCELLATION FOR CASES CLOSED DURING 2020			
No. of Days	No. of Cases Closed	Percent Closed	Cumulative Percent Closed
< 1	2,034	17.8%	17.8%
1	1,770	15.5%	33.3%
2	780	6.8%	40.1%
3	607	5.3%	45.4%
4	505	4.4%	49.8%
5	421	3.7%	53.5%
6	364	3.2%	56.7%
7	359	3.1%	59.8%
8	287	2.5%	62.3%
9	200	1.7%	64.1%
10	173	1.5%	65.6%
11	145	1.3%	66.8%
12	161	1.4%	68.2%
13	135	1.2%	69.4%
14	129	1.1%	70.6%
15	113	1.0%	71.5%
16–29	825	7.2%	78.8%
30–60	783	6.8%	85.6%
61–90	443	3.9%	89.5%
91–120	466	4.1%	93.5%
121 or more	738	6.5%	100.0%
TOTAL	11,4388	100.0%	100.0%

2020 Reporting Volume by County for Missing Children

	CASES REPORTED										CASES CLOSED								CASES ACTIVE
	Total	Rate ¹	Runaway	Abduction				Lost	Other	Total	Voluntarily returned home	Not arrested	Arrested	Victimized while missing	Arrested, victimized while missing	Deceased	Record invalid or no longer sought	Other	End-of-Year Active Cases
				Familial	Non-Cust. Parent	Acquaint.	Stranger												
Albany	637	11.4	630	1	1	0	0	1	4	609	454	121	25	1	1	0	5	2	149
Allegany	8	0.9	6	0	0	1	0	0	1	8	4	2	2	0	0	0	0	0	1
Broome	214	5.8	198	0	2	0	0	2	12	232	116	95	10	3	0	1	7	0	21
Cattaraugus	37	2.2	32	1	0	0	0	0	4	35	12	22	0	0	0	1	0	2	
Cayuga	42	2.8	40	0	0	0	0	1	1	42	15	25	1	1	0	0	0	0	
Chautauqua	77	3.0	71	0	1	0	0	2	3	75	35	33	7	0	0	0	0	3	
Chemung	92	5.2	91	0	0	0	0	0	1	91	50	33	8	0	0	0	0	4	
Chenango	7	0.7	4	1	0	0	0	1	1	7	4	3	0	0	0	0	0	0	
Clinton	20	1.4	20	0	0	0	0	0	0	20	9	9	2	0	0	0	0	1	
Columbia	13	1.3	13	0	0	0	0	0	0	14	6	5	3	0	0	0	0	1	
Cortland	13	1.4	11	0	0	0	0	1	1	12	8	2	2	0	0	0	0	1	
Delaware	11	1.5	11	0	0	0	0	0	0	12	8	3	0	1	0	0	0	3	
Dutchess	194	3.5	189	1	0	0	0	1	3	196	122	65	6	0	0	2	1	11	
Erie	605	3.3	546	9	0	0	0	11	39	662	334	228	32	10	1	44	12	250	
Essex	4	0.7	4	0	0	0	0	0	0	4	1	3	0	0	0	0	0	0	
Franklin	16	1.7	16	0	0	0	0	0	0	17	2	12	3	0	0	0	0	0	
Fulton	85	7.9	82	0	1	0	0	0	2	82	46	33	3	0	0	0	0	3	
Genesee	16	1.4	16	0	0	0	0	0	0	16	9	4	3	0	0	0	0	0	
Greene	5	0.7	5	0	0	0	0	0	0	4	0	4	0	0	0	0	0	1	
Hamilton	0	0.0	0	0	0	0	0	0	0	0	0	0	0	0	0	0	0	0	
Herkimer	33	2.6	32	0	0	0	0	1	0	34	14	17	2	0	0	1	0	1	
Jefferson	27	1.0	24	0	0	0	0	0	3	27	8	16	2	0	1	0	0	2	
Lewis	0	0.0	0	0	0	0	0	0	0	0	0	0	0	0	0	0	0	0	
Livingston	10	0.9	7	0	0	0	0	1	2	10	1	9	0	0	0	0	0	0	
Madison	22	1.6	22	0	0	0	0	0	0	22	6	13	0	0	1	2	0	0	
Monroe	1,038	6.8	1,000	3	3	0	0	2	30	1,050	541	420	60	4	4	20	1	50	
Montgomery	54	4.8	52	0	0	0	0	0	2	54	30	23	1	0	0	0	0	2	
Nassau	423	1.5	370	0	0	0	0	10	43	431	241	152	26	4	2	5	0	59	
New York City ²	3,817	2.2	3,730	13	5	2	0	11	56	3,865	2,710	1,054	40	34	5	18	0	503	
Niagara	117	2.8	104	1	0	0	0	5	7	115	48	59	6	0	1	1	0	31	
Oneida	261	5.4	255	0	1	0	0	1	4	252	150	86	12	1	1	2	0	17	

	CASES REPORTED									CASES CLOSED									CASES ACTIVE
	Total	Rate ¹	Runaway	Abduction				Lost	Other	Total	Voluntarily returned home	Not arrested	Arrested	Victimized while missing	Arrested, victimized while missing	Deceased	Record invalid or no longer sought	Other	End-of-Year Active Cases
				Familial	Non-Cust. Parent	Acquaint.	Stranger												
Onondaga	366	3.8	339	0	0	0	0	6	21	379	170	183	15	9	1	0	1	0	13
Ontario	23	1.1	21	0	0	0	0	1	1	24	8	13	1	1	0	0	1	0	1
Orange	215	2.2	206	0	0	0	0	5	4	228	115	105	2	0	0	0	4	2	21
Orleans	16	2.1	14	1	0	0	0	0	1	17	7	9	0	0	0	0	1	0	1
Oswego	61	2.5	55	1	0	0	0	0	5	63	29	28	4	1	0	0	1	0	1
Otsego	12	1.3	10	1	0	0	0	0	1	12	5	7	0	0	0	0	0	0	0
Putnam	10	0.5	8	0	1	0	0	0	1	9	3	5	0	1	0	0	0	0	3
Rensselaer	102	3.3	94	1	0	0	0	2	5	100	62	36	1	1	0	0	0	0	23
Rockland	109	1.2	98	0	0	0	0	3	8	109	76	28	1	0	0	0	4	0	23
Saint Lawrence	27	1.2	26	0	0	0	0	1	0	28	12	11	4	0	0	0	1	0	0
Saratoga	52	1.2	48	1	1	0	0	1	1	52	18	29	3	1	1	0	0	0	4
Schenectady	265	7.9	244	0	0	0	0	2	19	264	155	84	16	4	3	0	2	0	15
Schoharie	6	1.1	6	0	0	0	0	0	0	7	4	1	1	1	0	0	0	0	0
Schuyler	1	0.3	1	0	0	0	0	0	0	1	0	1	0	0	0	0	0	0	0
Seneca	5	0.7	4	0	0	0	0	0	1	4	2	2	0	0	0	0	0	0	1
Steuben	27	1.3	26	0	0	0	0	0	1	29	11	15	2	0	0	0	0	1	0
Suffolk	790	2.6	636	1	0	0	0	0	153	787	502	241	30	5	0	1	7	1	44
Sullivan	23	1.5	23	0	0	0	0	0	0	21	10	10	0	1	0	0	0	0	10
Tioga	33	3.3	32	0	0	0	0	1	0	32	17	13	2	0	0	0	0	0	1
Tompkins	28	1.9	27	0	1	0	0	0	0	28	9	12	4	0	0	0	3	0	2
Ulster	120	3.9	118	0	1	0	0	0	1	123	77	43	2	0	0	0	1	0	6
Warren	26	2.2	24	0	0	0	0	0	2	27	11	15	0	0	0	0	1	0	2
Washington	49	4.3	46	0	0	0	0	2	1	49	18	27	3	1	0	0	0	0	1
Wayne	35	1.8	30	0	0	0	0	0	5	32	13	17	2	0	0	0	0	0	3
Westchester	993	4.7	941	2	1	0	0	23	26	1,001	814	130	35	4	0	0	15	3	198
Wyoming	14	1.9	13	0	0	0	0	1	0	14	6	6	1	0	0	0	1	0	0
Yates	1	0.2	1	0	0	0	0	0	0	0	0	0	0	0	0	0	0	0	1
New York State	11,307	2.8	10,672	38	19	3	0	99	476	11,438	7,138	3,622	385	89	19	11	151	23	1,490

¹ Rate per 1,000 children.

² Includes the counties of Bronx, Kings, New York, Queens and Richmond. Also includes cases entered by the Port Authority of New York and New Jersey.

2020 Reporting Volume by County for Missing Vulnerable Adults

	CASES REPORTED																	CASES CLOSED	END- OF- YEAR
	AGE											GENDER		RACE					
	Total	18-19	20-29	30-39	40-49	50-59	60-69	70-79	80-89	90-99	Unk	Male	Female	White	Black	Other	Unk.		
Albany	49	3	8	17	5	9	2	2	3	0	0	18	31	22	24	3	0	48	14
Allegany	1	0	0	0	0	0	0	1	0	0	0	1	0	1	0	0	0	1	0
Broome	23	0	3	2	4	5	3	4	2	0	0	15	8	17	4	0	2	28	2
Cattaraugus	5	1	0	0	0	0	2	2	0	0	0	3	2	4	1	0	0	4	2
Cayuga	8	0	1	3	1	2	0	1	0	0	0	5	3	8	0	0	0	7	1
Chautauqua	15	1	4	5	1	2	1	0	1	0	0	9	6	14	1	0	0	15	1
Chemung	6	0	0	2	1	0	1	2	0	0	0	5	1	5	1	0	0	6	0
Chenango	2	0	1	0	0	0	0	1	0	0	0	1	1	2	0	0	0	2	0
Clinton	3	0	2	0	0	1	0	0	0	0	0	2	1	3	0	0	0	2	1
Columbia	4	0	0	2	0	0	0	0	2	0	0	2	2	3	0	0	1	4	0
Cortland	3	0	1	1	0	0	0	0	1	0	0	3	0	3	0	0	0	3	0
Delaware	0	0	0	0	0	0	0	0	0	0	0	0	0	0	0	0	0	0	0
Dutchess	38	2	8	2	3	7	8	6	1	1	0	22	16	25	13	0	0	41	4
Erie	53	4	10	9	3	9	9	7	2	0	0	27	26	32	21	0	0	45	19
Essex	3	1	0	0	0	0	1	1	0	0	0	3	0	3	0	0	0	3	1
Franklin	6	1	1	2	0	0	1	0	0	1	0	4	2	6	0	0	0	6	1
Fulton	4	2	0	0	0	1	0	1	0	0	0	1	3	4	0	0	0	4	0
Genesee	4	0	0	2	0	1	0	1	0	0	0	1	3	4	0	0	0	4	0
Greene	4	0	2	0	0	0	0	0	2	0	0	3	1	3	1	0	0	4	0
Hamilton	1	0	0	0	0	0	0	1	0	0	0	1	0	1	0	0	0	1	0
Herkimer	0	0	0	0	0	0	0	0	0	0	0	0	0	0	0	0	0	0	0
Jefferson	1	0	0	0	0	0	1	0	0	0	0	1	0	1	0	0	0	1	1
Lewis	0	0	0	0	0	0	0	0	0	0	0	0	0	0	0	0	0	0	0
Livingston	9	0	2	2	2	0	2	1	0	0	0	2	7	9	0	0	0	9	0
Madison	1	0	0	0	0	0	0	0	1	0	0	1	0	1	0	0	0	1	0
Monroe	65	5	17	11	8	4	4	8	5	3	0	42	23	42	21	2	0	67	3
Montgomery	6	0	1	1	0	0	1	3	0	0	0	5	1	5	0	1	0	6	0
Nassau	195	10	44	31	23	23	16	30	13	3	2	118	77	114	70	6	5	202	13
New York City ¹	783	19	64	73	48	72	182	196	116	13	0	532	251	288	388	77	30	766	68
Niagara	7	0	3	2	1	0	0	0	1	0	0	3	4	5	2	0	0	9	2
Oneida	73	3	19	19	12	9	4	5	1	1	0	46	27	51	19	3	0	74	5

	CASES REPORTED																	CASES CLOSED	END-OF-YEAR
	AGE											GENDER		RACE					
	Total	18-19	20-29	30-39	40-49	50-59	60-69	70-79	80-89	90-99	Unk	Male	Female	White	Black	Other	Unk.		
Onondaga	36	4	12	10	2	2	4	1	0	0	1	21	15	17	15	3	1	36	3
Ontario	11	0	2	3	2	1	1	2	0	0	0	7	4	10	1	0	0	11	0
Orange	56	3	10	11	9	4	5	11	2	1	0	32	24	39	14	1	2	56	2
Orleans	1	0	0	1	0	0	0	0	0	0	0	0	1	1	0	0	0	1	0
Oswego	5	0	1	1	1	0	1	1	0	0	0	4	1	5	0	0	0	5	1
Otsego	1	0	1	0	0	0	0	0	0	0	0	0	1	1	0	0	0	1	0
Putnam	3	0	3	0	0	0	0	0	0	0	0	2	1	2	1	0	0	4	0
Rensselaer	26	2	6	7	2	4	2	0	2	1	0	17	9	18	8	0	0	17	13
Rockland	46	0	9	3	4	9	13	3	2	3	0	36	10	26	15	4	1	42	10
Saint Lawrence	2	0	0	0	1	0	0	0	1	0	0	1	1	2	0	0	0	2	0
Saratoga	20	2	5	3	3	0	0	4	3	0	0	13	7	20	0	0	0	20	0
Schenectady	28	3	9	1	1	5	6	1	1	1	0	18	10	17	8	1	2	27	4
Schoharie	1	0	0	0	1	0	0	0	0	0	0	1	0	1	0	0	0	1	0
Schuyler	0	0	0	0	0	0	0	0	0	0	0	0	0	0	0	0	0	0	0
Seneca	3	0	1	0	1	0	1	0	0	0	0	1	2	3	0	0	0	3	0
Steuben	4	0	0	0	0	0	0	1	3	0	0	2	2	4	0	0	0	4	0
Suffolk	36	3	6	6	0	5	2	4	9	1	0	21	15	27	9	0	0	35	5
Sullivan	9	0	2	3	1	2	1	0	0	0	0	7	2	7	2	0	0	9	1
Tioga	3	0	1	0	0	0	0	0	1	1	0	2	1	3	0	0	0	3	1
Tompkins	1	0	0	0	0	0	0	0	1	0	0	0	1	1	0	0	0	1	0
Ulster	15	1	2	4	2	2	2	2	0	0	0	11	4	12	3	0	0	16	0
Warren	14	0	0	3	2	3	2	2	2	0	0	10	4	14	0	0	0	13	1
Washington	9	0	2	4	0	3	0	0	0	0	0	3	6	9	0	0	0	8	1
Wayne	8	0	2	2	1	1	1	0	1	0	0	5	3	7	1	0	0	8	0
Westchester	110	14	19	17	5	9	20	17	7	2	0	65	45	58	45	2	5	115	24
Wyoming	1	0	0	1	0	0	0	0	0	0	0	0	1	1	0	0	0	0	1
Yates	0	0	0	0	0	0	0	0	0	0	0	0	0	0	0	0	0	0	0
New York State	1,821	84	284	266	150	195	299	322	186	32	3	1,155	666	981	688	103	49	1,801	205

¹ Includes the counties of Bronx, Kings, New York, Queens and Richmond. Also includes cases entered by the Port Authority of New York and New Jersey.

**2020 Days between Case Entry and Cancellation
for Missing Vulnerable Adult Cases**

DAYS BETWEEN CASE ENTRY AND CANCELLATION FOR CASES CLOSED DURING 2020			
No. of Days	No. of Cases Closed	Percent Closed	Cumulative Percent Closed
< 1	403	22.4%	22.4%
1	304	16.9%	39.3%
2	150	8.3%	47.6%
3	114	6.3%	53.9%
4	94	5.2%	59.1%
5	73	4.1%	63.2%
6	62	3.4%	66.6%
7	53	2.9%	69.6%
8	38	2.1%	71.7%
9	17	0.9%	72.6%
10	19	1.1%	73.7%
11	22	1.2%	74.9%
12	29	1.6%	76.5%
13	12	0.7%	77.2%
14	20	1.1%	78.3%
15	24	1.3%	79.6%
16–29	105	5.8%	85.5%
30–60	73	4.1%	89.5%
61–90	54	3.0%	92.5%
91–120	55	3.1%	95.6%
121 or more	80	4.4%	100.0%
TOTAL	1,801	100.0%	100.0%

2020 Missing Child Alert Activation Details

Circumstances	
Autism	8
Child's Age	2
Custodial Interference	1
Developmental Disability	1
Epilepsy	1
Possible Foul Play	2
Suicidal	8
TOTAL	23

In a Vehicle	3
On Foot	20
TOTAL	23

Alert Responsible for Location	
Yes	8
No	15
TOTAL	23

Circumstances of Location	
Alive	23
Deceased	0
Unresolved	0
TOTAL	23

State Located	
New Jersey	1
New York	22
TOTAL	23

2020 Missing Vulnerable Adult Alert Activation Details

(117 Missing Vulnerable Adult Alerts for 118 adults. Two adults with dementia were the subjects of one alert.)

Circumstances	
Alzheimer's Disease/Dementia	89
Autism	10
Brain Disorder	3
Developmental Disability	2
Disoriented/Confused	3
Down Syndrome	2
Mental Illness/Schizophrenia	9
TOTAL	118

In a Vehicle	61
On Foot	57
TOTAL	118

Alert Responsible for Location	
Yes	42
No	76
TOTAL	118

Circumstances of Location	
Alive	114
Deceased	4
TOTAL *	118
<i>*Located alive out of state (3 CT, 1 NC, 3 NJ, 2 OH, 3 PA, 1 WV)</i>	13